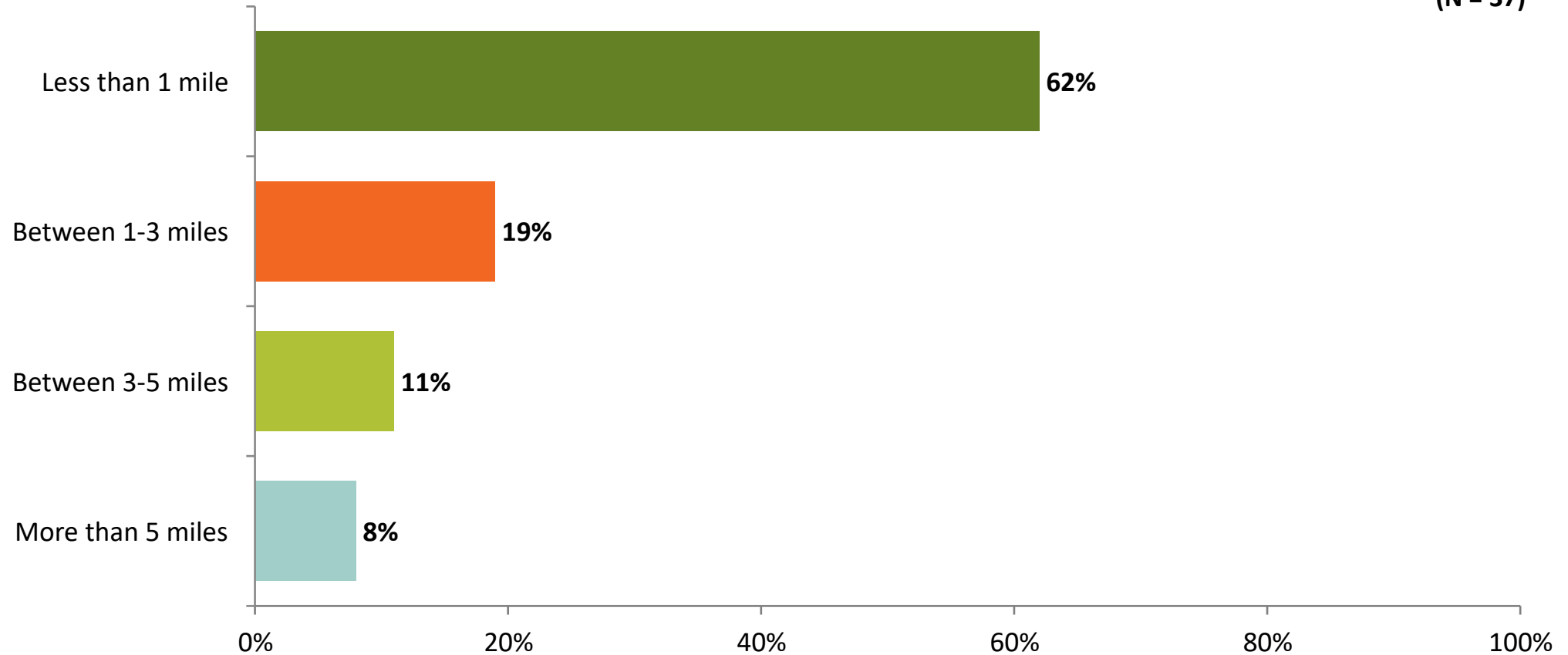


Cedarcrest Neighborhood Park - Site Improvements

Results and Analysis

How far do you live from Cedarcrest Park?

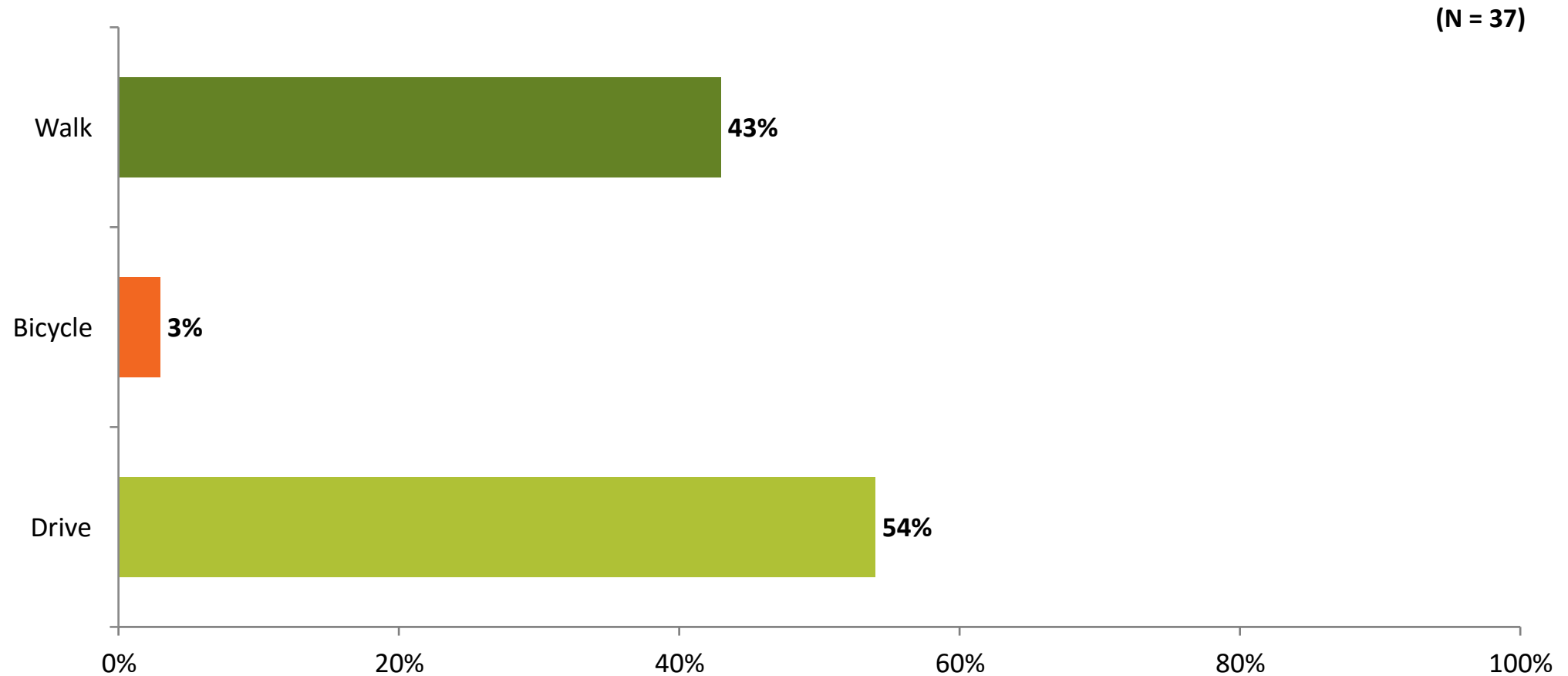
(N = 37)



How far do you live from Cedarcrest Park?

Response	Count (N)	Percentage (%)
Less than 1 mile	23	62%
Between 1-3 miles	7	19%
Between 3-5 miles	4	11%
More than 5 miles	3	8%
Total Responses	37	

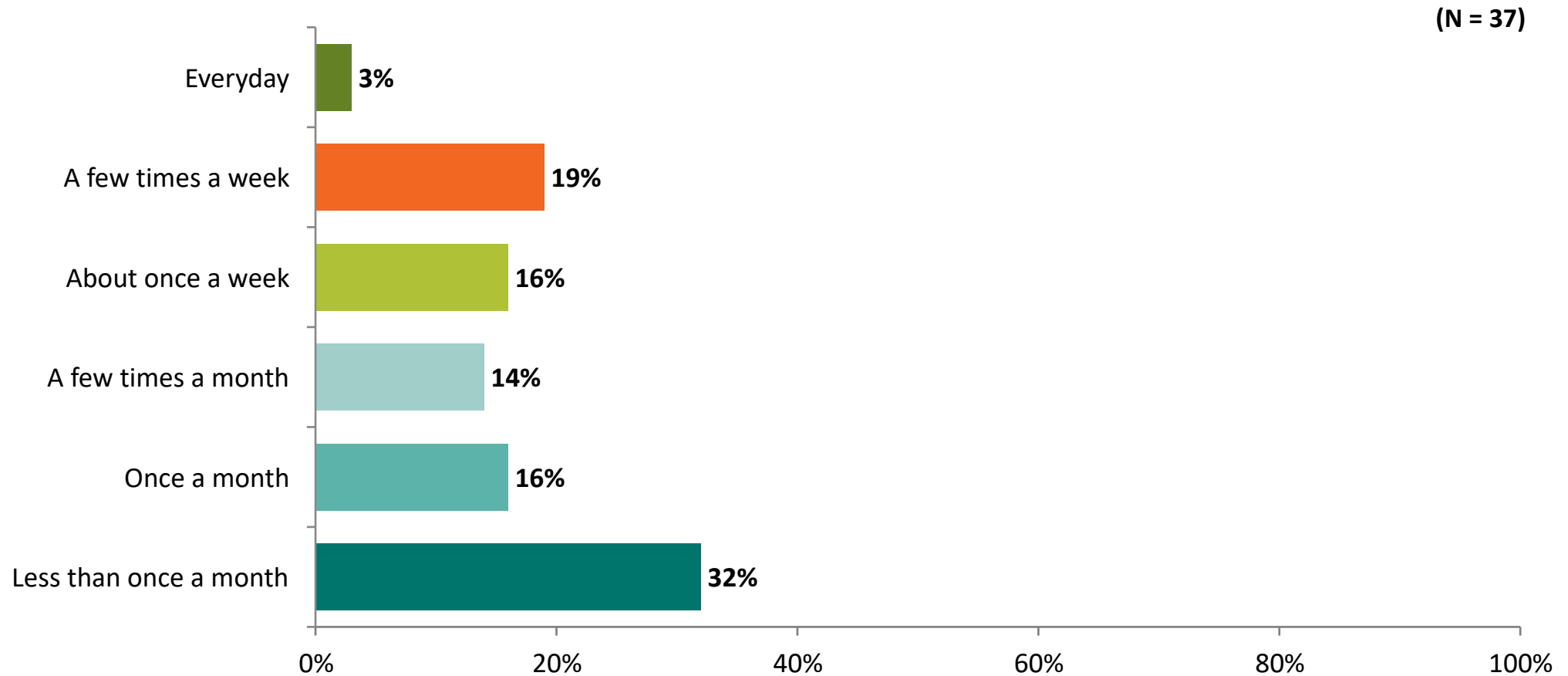
What type of transportation do you use most often to get to Cedarcrest Park?



What type of transportation do you use most often to get to Cedarcrest Park?

Response	Count (N)	Percentage (%)
Walk	16	43%
Bicycle	1	3%
Drive	20	54%
Total Responses	37	

How often do you visit Cedarcrest Park?



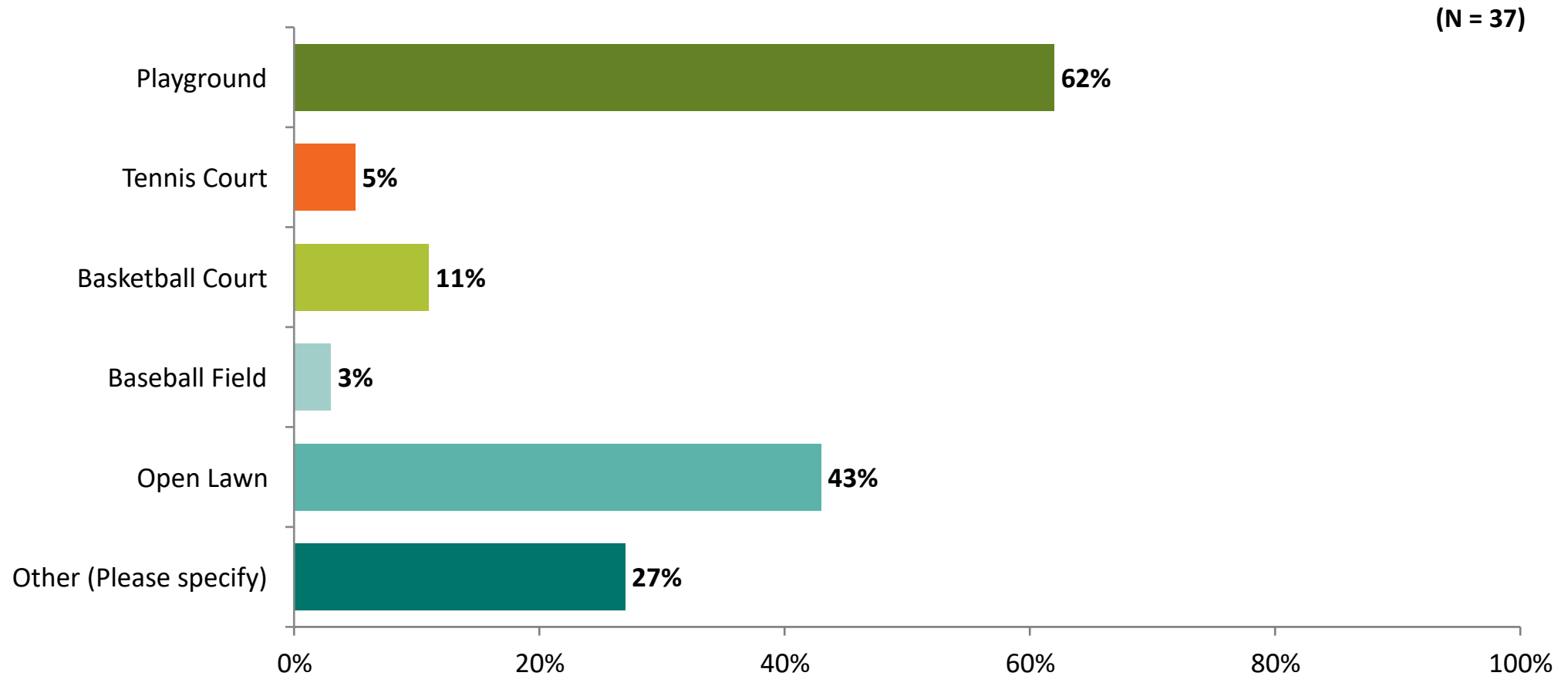
How often do you visit Cedarcrest Park?

Response	Count (N)	Percentage (%)
Everyday	1	3%
A few times a week	7	19%
About once a week	6	16%
A few times a month	5	14%

How often do you visit Cedarcrest Park? (Continued)

Response	Count (N)	Percentage (%)
Once a month	6	16%
Less than once a month	12	32%
Total Responses	37	

What amenities do you use most at Cedarcrest Park? Choose your top 2.



What amenities do you use most at Cedarcrest Park? Choose your top 2.

Response	Count (N)	Percentage (%)
Playground	23	62%
Tennis Court	2	5%
Basketball Court	4	11%
Baseball Field	1	3%

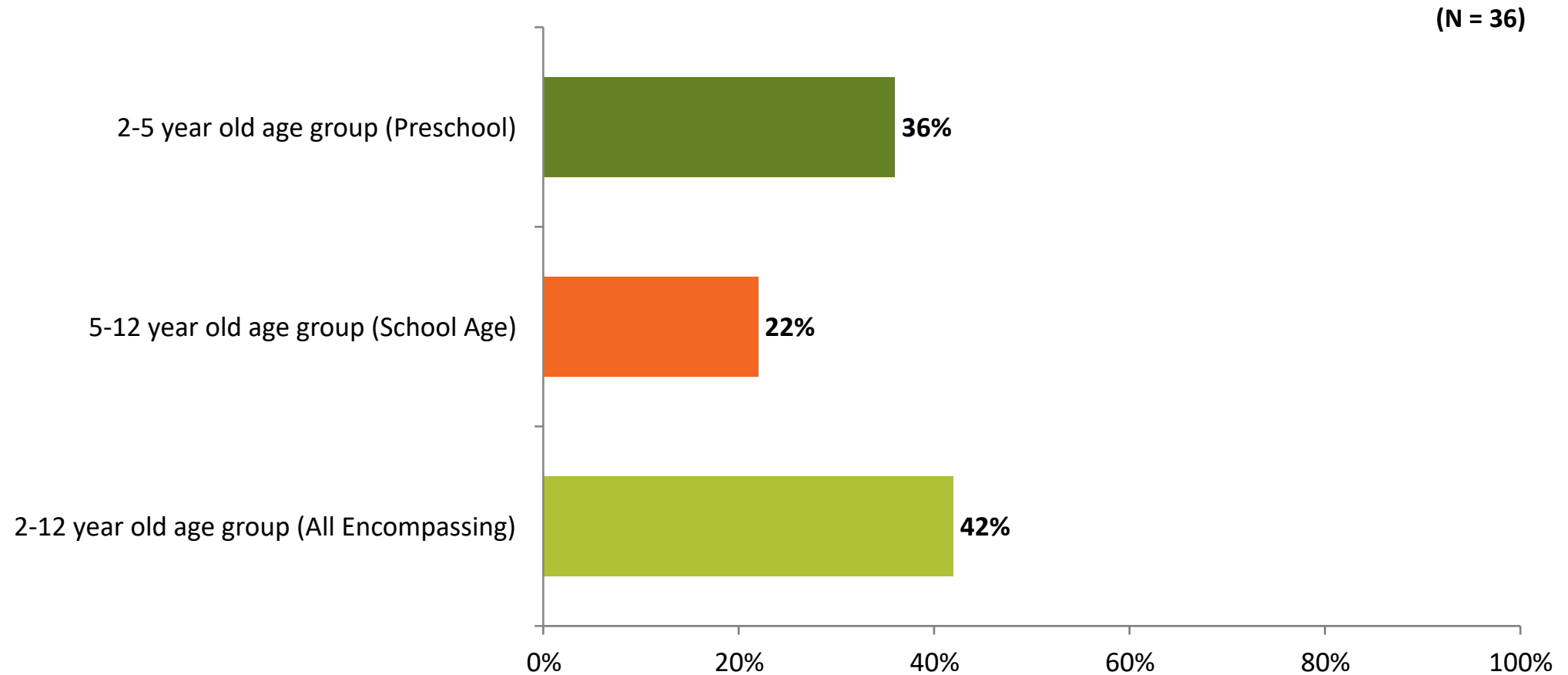
What amenities do you use most at Cedarcrest Park? Choose your top 2. (Continued)

Response	Count (N)	Percentage (%)
Open Lawn	16	43%
Other (Please specify)	10	27%
Total Unique Responses	37	
Total Responses	56	

If the allocated budget for this project, for example, was an estimated \$100,000, how would you like to see the budget allocated? Provide the percentage amount you would recommend. Please note actual project budgets may be less than or exceed the example amount.

	Sum	Mean	Median	Mode	Min	Max	Std.dev
Play Equipment	1335	43	50	50	10	70	17
Courts/Fitness Equipment	565	22	20	N/A	0	75	17
Trails/Walking Path/Greenway	565	19	20	20	0	50	12
Benches/Picnic Tables/Pavilion	514	17	12	10	0	100	18
Landscaping/Trees & Plants/Gardens	321	12	10	10	0	50	10
Total Responses	33						

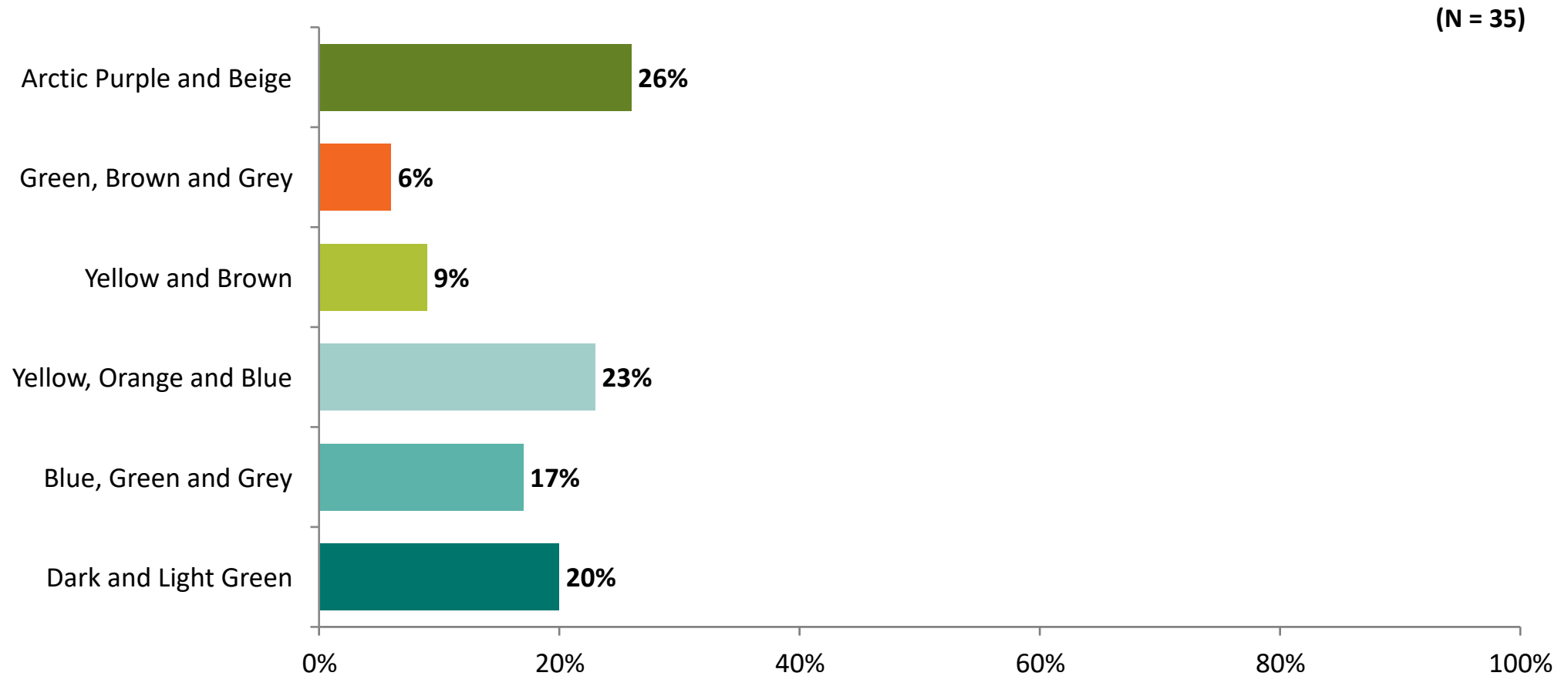
What age group is most likely to use the new play equipment?



What age group is most likely to use the new play equipment?

Response	Count (N)	Percentage (%)
2-5 year old age group (Preschool)	13	36%
5-12 year old age group (School Age)	8	22%
2-12 year old age group (All Encompassing)	15	42%
Total Responses	36	

Help BREC select the colors for new playground equipment. Please choose your favorite.



Help BREC select the colors for new playground equipment. Please choose your favorite.

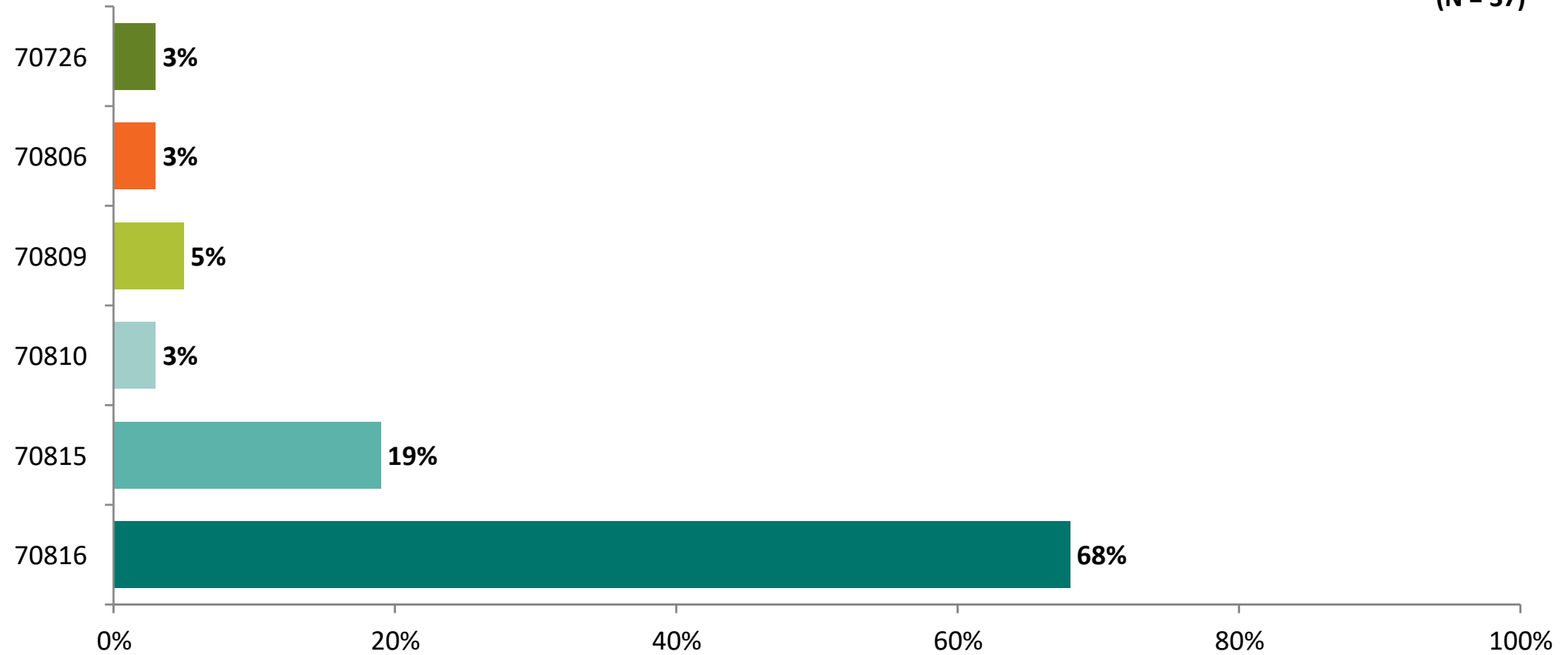
Response	Count (N)	Percentage (%)
Arctic Purple and Beige	9	26%
Green, Brown and Grey	2	6%
Yellow and Brown	3	9%
Yellow, Orange and Blue	8	23%

Help BREC select the colors for new playground equipment. Please choose your favorite. (Continued)

Response	Count (N)	Percentage (%)
Blue, Green and Grey	6	17%
Dark and Light Green	7	20%
Total Responses	35	

Zip Code:

(N = 37)



Zip Code:

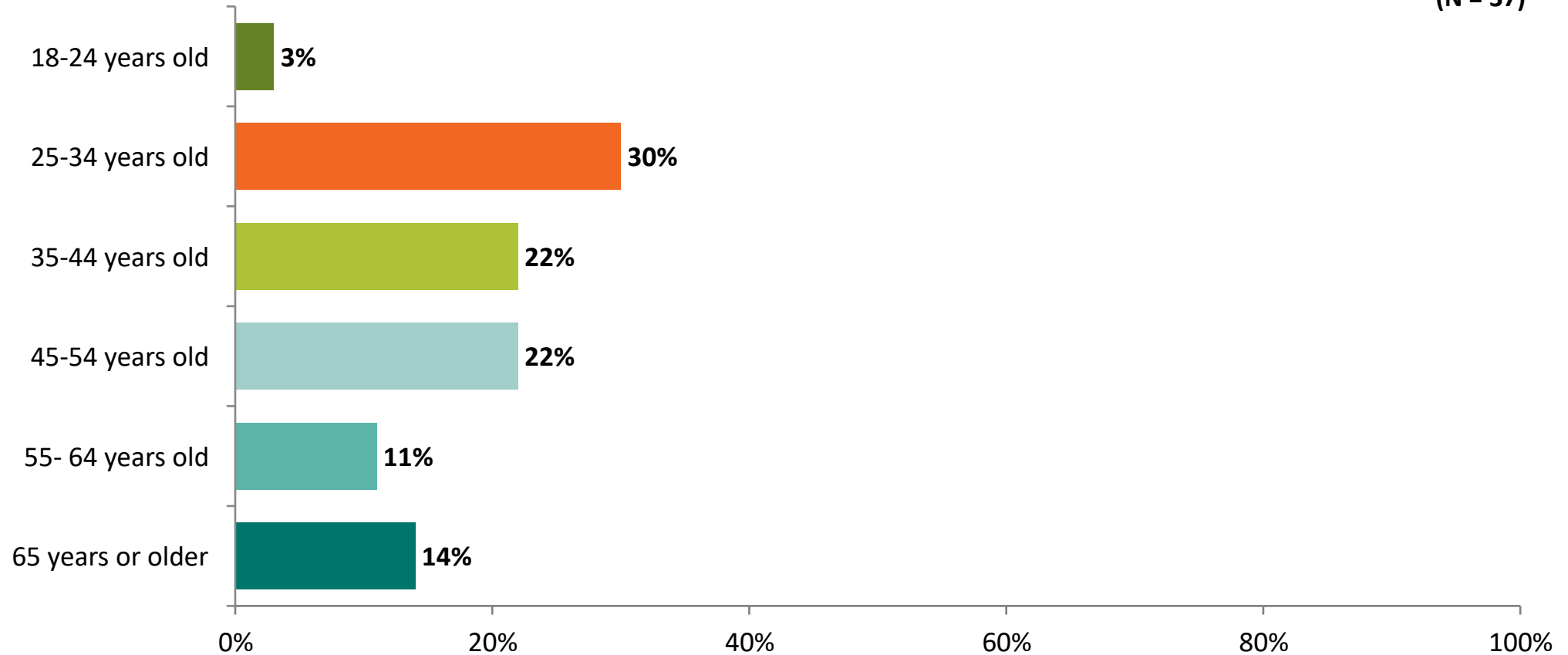
Response	Count (N)	Percentage (%)
70726	1	3%
70806	1	3%
70809	2	5%
70810	1	3%

Zip Code: (Continued)

Response	Count (N)	Percentage (%)
70815	7	19%
70816	25	68%
Total Responses	37	

How old are you?

(N = 37)



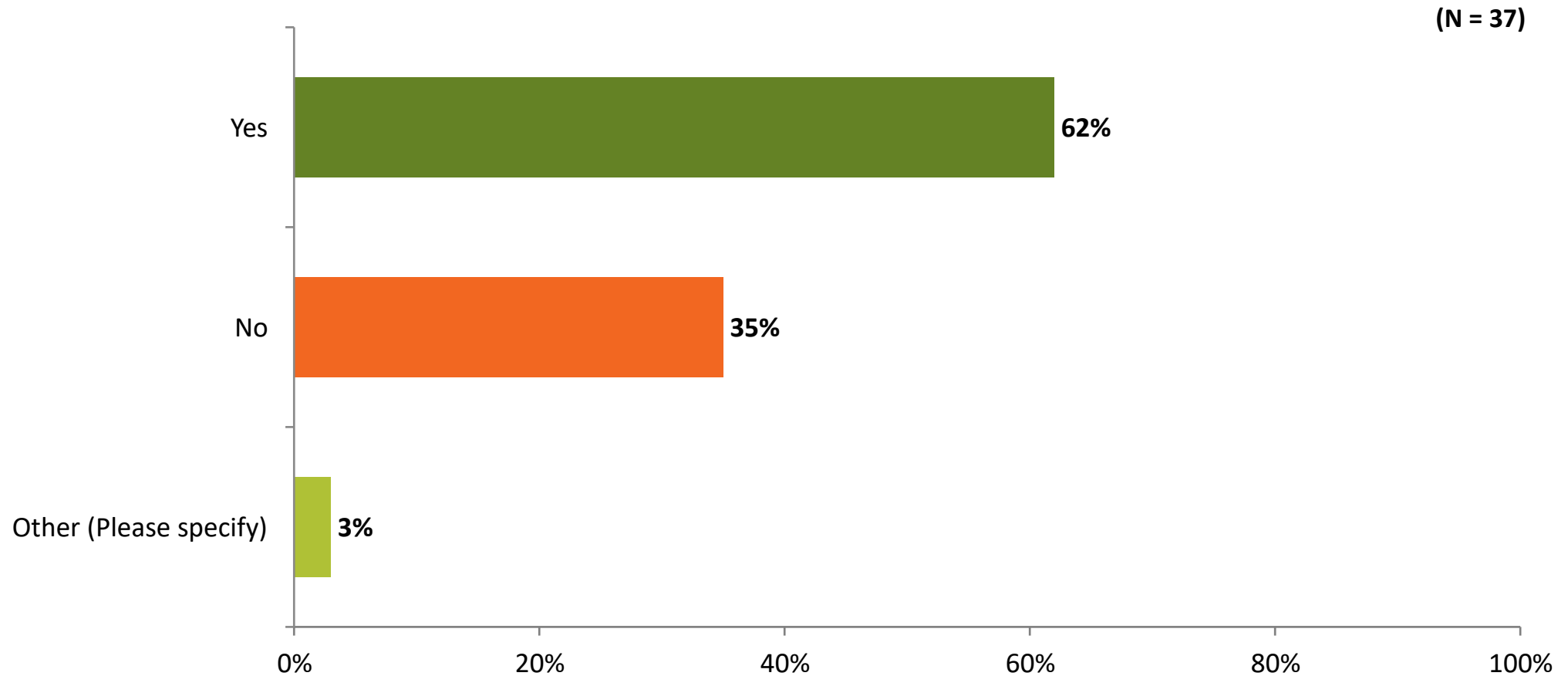
How old are you?

Response	Count (N)	Percentage (%)
18-24 years old	1	3%
25-34 years old	11	30%
35-44 years old	8	22%
45-54 years old	8	22%

How old are you? (Continued)

Response	Count (N)	Percentage (%)
55- 64 years old	4	11%
65 years or older	5	14%
Total Responses	37	

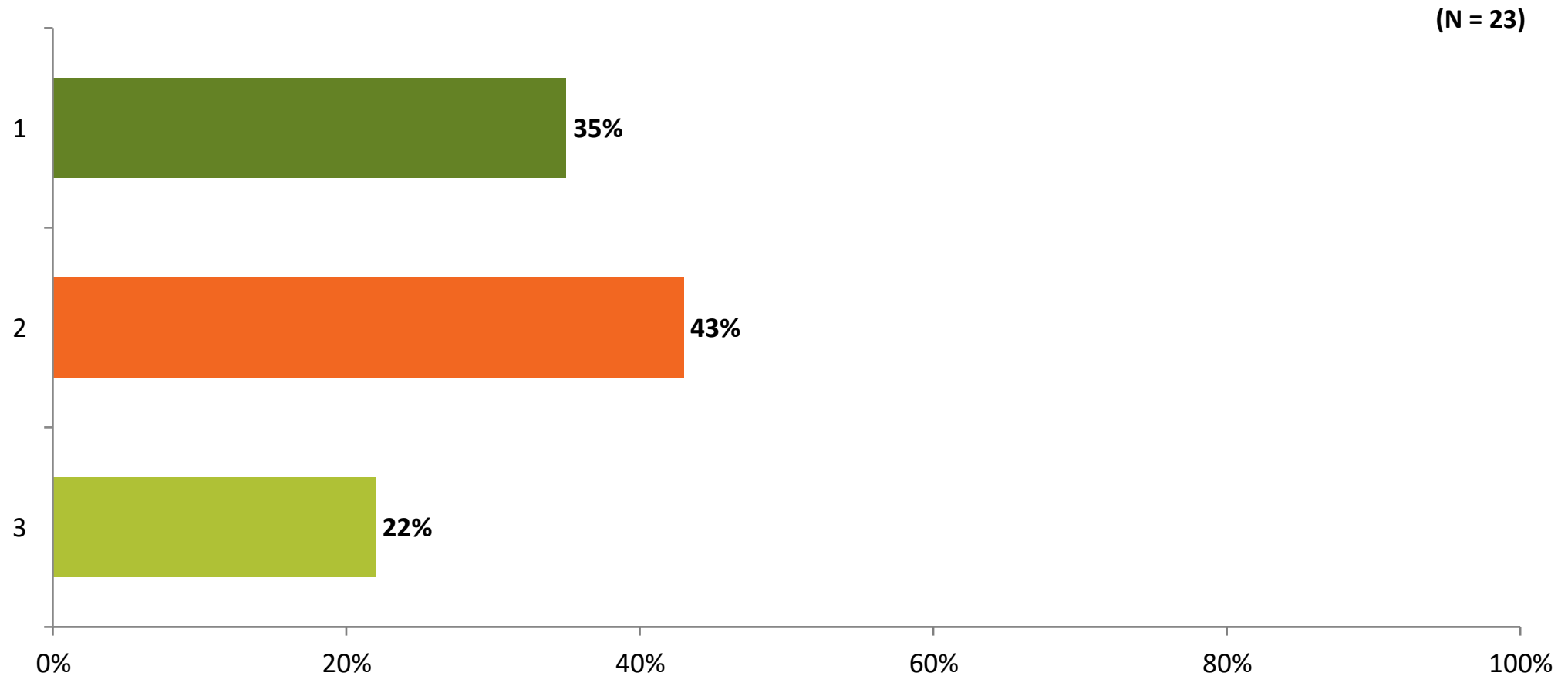
Do you live with school aged children?



Do you live with school aged children?

Response	Count (N)	Percentage (%)
Yes	23	62%
No	13	35%
Other (Please specify)	1	3%
Total Responses	37	

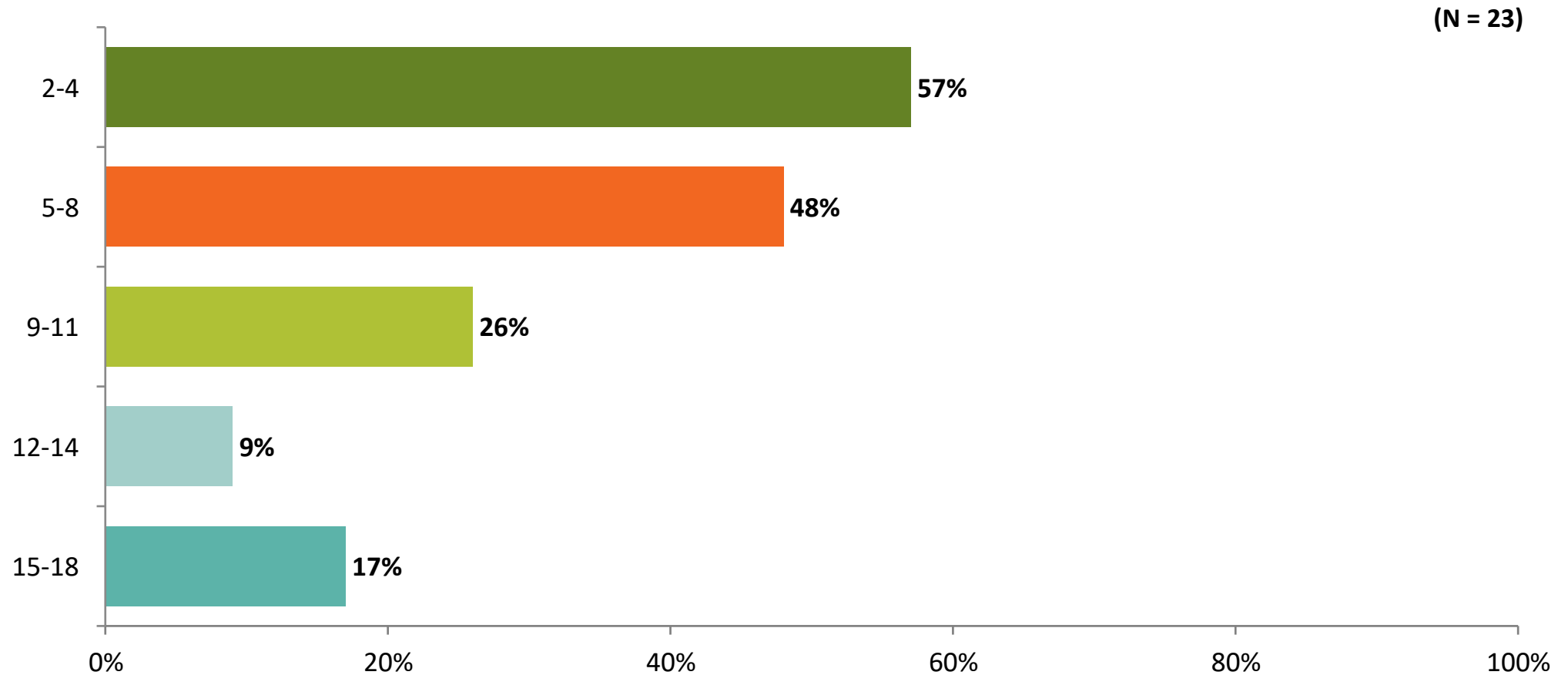
How many school aged children are in the home?



How many school aged children are in the home?

Response	Count (N)	Percentage (%)
1	8	35%
2	10	43%
3	5	22%
Total Responses	23	

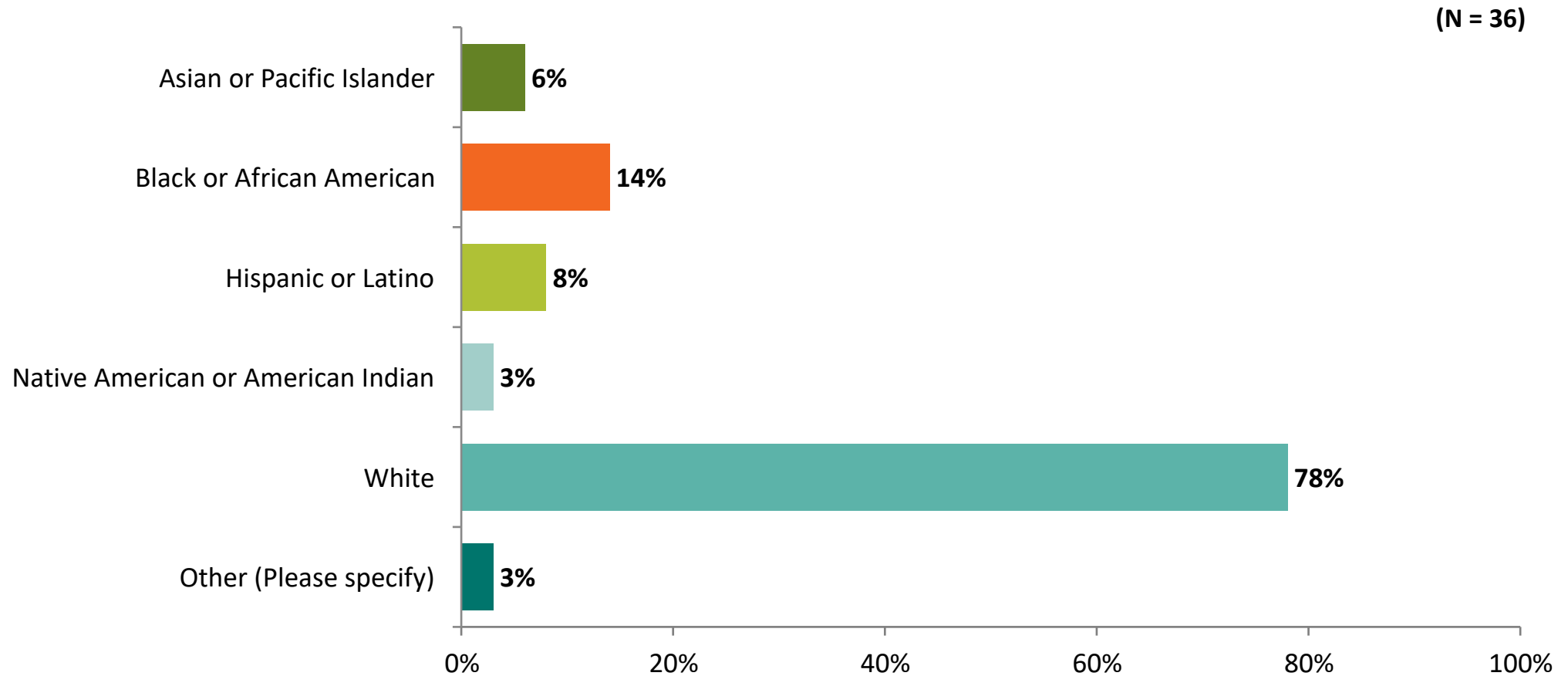
Please select age ranges for all school aged children in the home. (Choose all that apply)



Please select age ranges for all school aged children in the home. (Choose all that apply)

Response	Count (N)	Percentage (%)
2-4	13	57%
5-8	11	48%
9-11	6	26%
12-14	2	9%
15-18	4	17%
Total Unique Responses	23	
Total Responses	36	

Race/Ethnicity: (Choose all that apply)



Race/Ethnicity: (Choose all that apply)

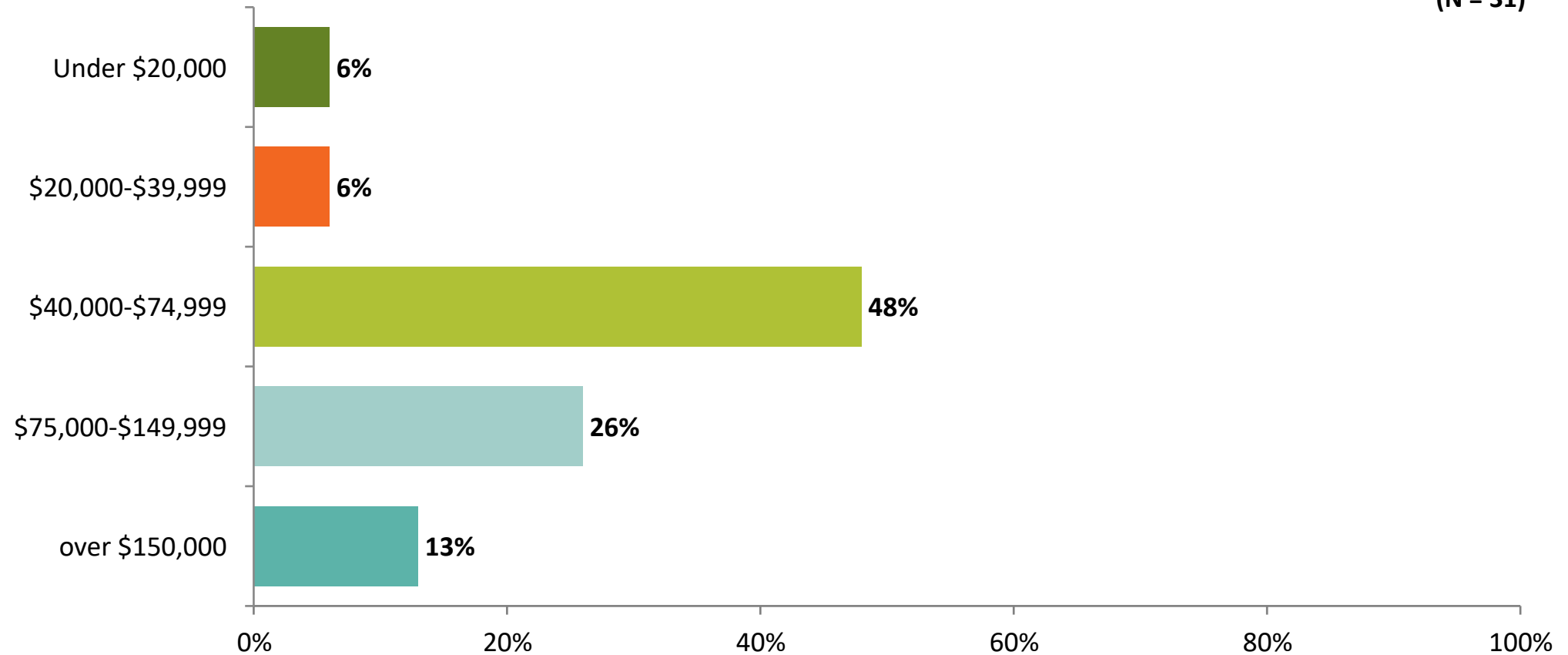
Response	Count (N)	Percentage (%)
Asian or Pacific Islander	2	6%
Black or African American	5	14%
Hispanic or Latino	3	8%
Native American or American Indian	1	3%

Race/Ethnicity: (Choose all that apply) (Continued)

Response	Count (N)	Percentage (%)
White	28	78%
Other (Please specify)	1	3%
Total Unique Responses	36	
Total Responses	40	

What is the approximate total income for the household?

(N = 31)



What is the approximate total income for the household?

Response	Count (N)	Percentage (%)
Under \$20,000	2	6%
\$20,000-\$39,999	2	6%
\$40,000-\$74,999	15	48%
\$75,000-\$149,999	8	26%
over \$150,000	4	13%
Total Responses	31	

Other Input

Please let us know any additional comments, suggestions or feedback you have for park improvements.

Response No.	Answer text
2	PLEASE add a shade/cover over the play equipment!! Would love more indoor playgrounds like at sherwood. An added splash pad/middle pool would be great!
3	Stop tearing down all the softball and baseball fields. Take care of the fields to help prevent injury.
5	Need outside restrooms
6	Would like to see multiple activities grounds including pickle ball and soccer
11	Thank you! I'm very excited, we go to the park often

Other Input

Please let us know any additional comments, suggestions or feedback you have for park improvements. (Continued)

Response No.	Answer text
17	It would be nice to update both the baby swings and the older swingset. We have teenagers in the neighborhood like to go there and swing as well. I don't personally care if you update picnic tables and benches because you're just inviting more homeless than we already deal with in there. I do care about the equipment for the children. I would definitely like to see the equipment shaded so when it is extremely hot this children can still play on it.

Other Input

Please let us know any additional comments, suggestions or feedback you have for park improvements. (Continued)

Response No.	Answer text
21	Please add a bathroom and if possible cameras! We live on bronzebush and don't walk down as often because there's no bathroom, we don't always feel safe(there was a shooting there not too long ago) and there's little to no shade. I would love to feel like I could spend a while there and be cool and safe there with my kids. Right now none of those things are possible.
22	It would be nice to know the park is safe, there has been at least one shooting and several violent incidents at the park since we moved here.

Other Input

Please let us know any additional comments, suggestions or feedback you have for park improvements. (Continued)

Response No.	Answer text
24	Get rid of the tennis court and add more basketball stuff. My family has lived in the house next to the park since it was built. You have a plaque honoring my grandfather Jack Patterson next to the bench by the play area. No one has ever played tennis in the park and the baseball field is never used. People do come and play soccer. The park basically needs updated equipment and basketball courts. A walking path like they have at the other parks would be great too. We are the house next to the park by the overgrown trees. The oak tree needs to be removed because it's killing the grass.

Other Input

Please let us know any additional comments, suggestions or feedback you have for park improvements. (Continued)

Response No.	Answer text
26	Please keep the swings for older kids/adults and young kids. We noticed teenagers use the adult swings. My daughter is taller and she likes the swings. My son likes the slides. We appreciate play areas for the kids. The tennis court, basketball court, and fields are also used.

Other Input

Please let us know any additional comments, suggestions or feedback you have for park improvements. (Continued)

Response No.	Answer text
27	Shade similar to the Highland Park road would be amazing! In the middle of the day it's been too hot to go to the park, despite how bad the kids want to. Sometimes we've gone all the way to Highland for the park just for it to be a touch cooler even though we have a park one block down.
30	Maintain current use of building
32	Please continue the art studio. It is a safe and quiet public place for arts to work. Thank you!

Other Input

Please let us know any additional comments, suggestions or feedback you have for park improvements. (Continued)

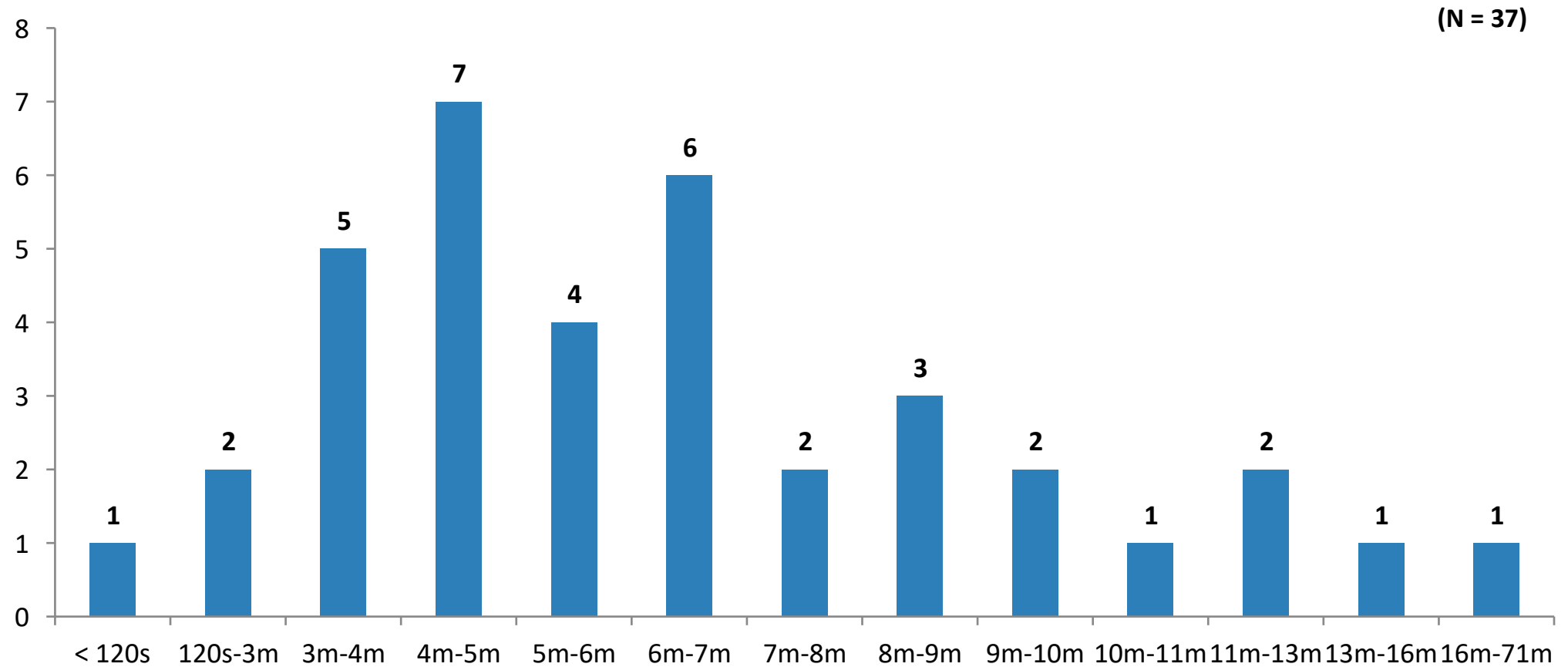
Response No.	Answer text
34	The park is a haven for drug users both on foot and by car. A prison grade wire razor top fence should be installed around the whole perimeter. The car entrance gate should be automatically set to close every day at dusk and open every morning no earlier than 7am. Hardly anyone uses this park because of the drug activity that occurs there on a daily basis. Making improvements without improving security is a complete waste of tax payer dollars.
36	Security cameras are a must. Security should also frequent the area

Other Input

Please let us know any additional comments, suggestions or feedback you have for park improvements. (Continued)

Response No.	Answer text
37	People are amazed when I tell them about the dedicated art building. It is unique in the country and should be publicized more.

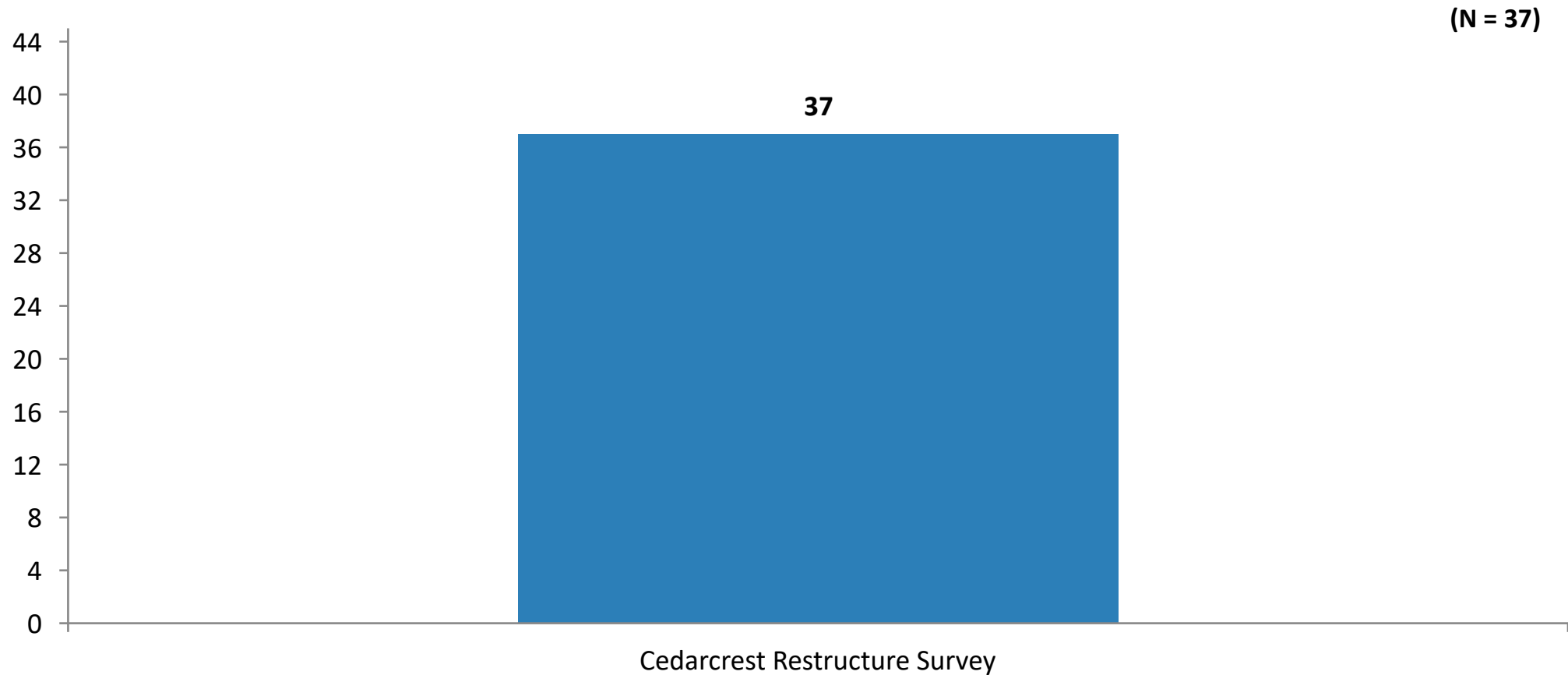
Time to complete the survey



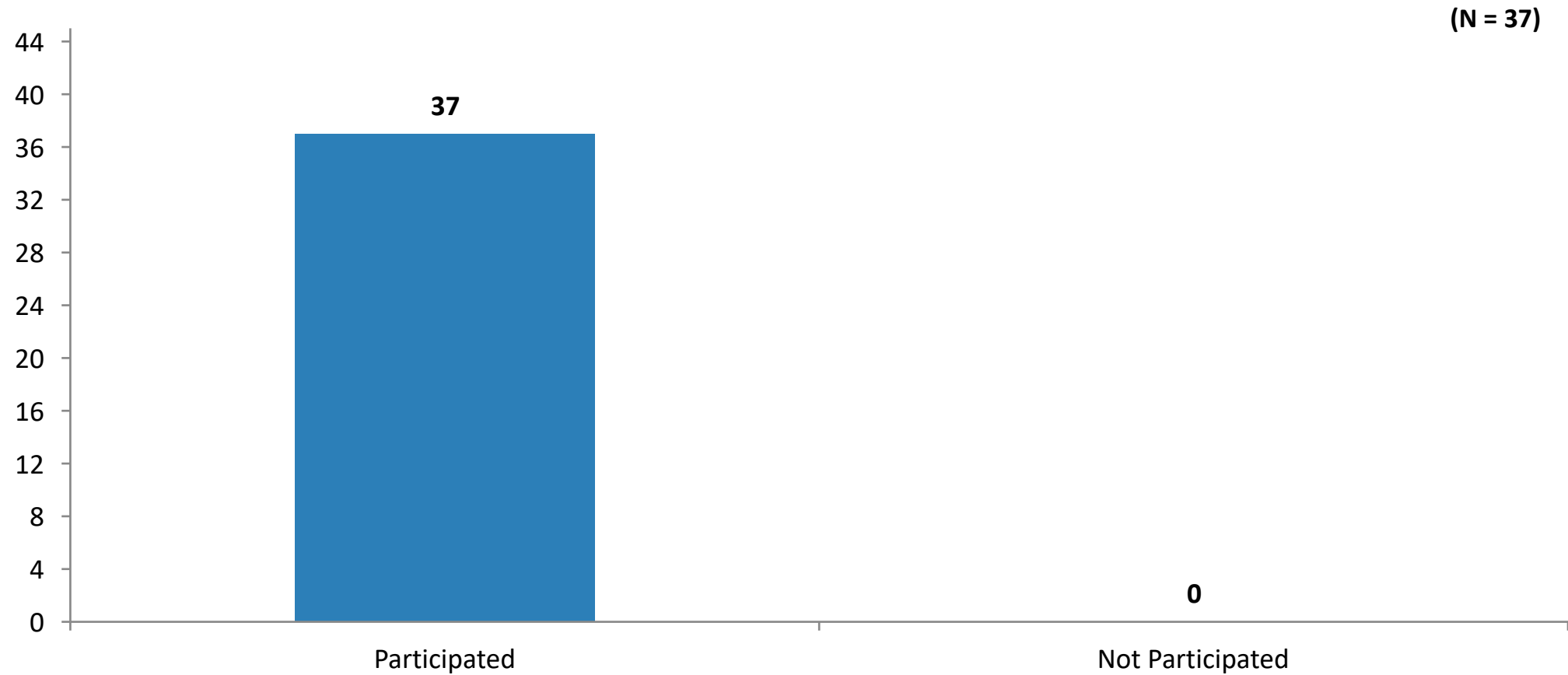
Time to complete the survey (Continued)

Field	Min	Max	Mean	Standard Deviation	Responses	Sum
Duration (in seconds)	95.00	4240.00	479.38	649.76	37	17737.00

Channel by which participant accessed the survey



Response rate for the survey



Participation trend over time

